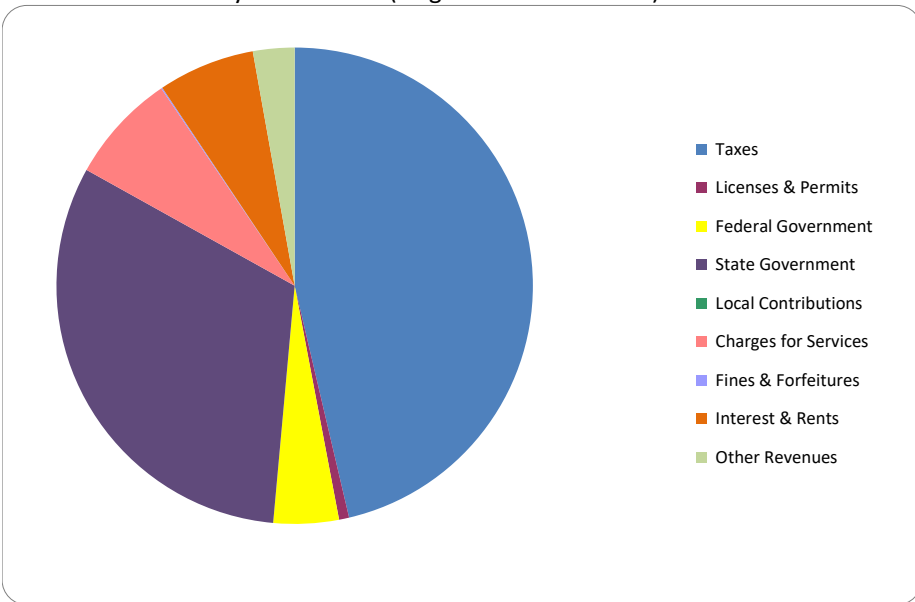


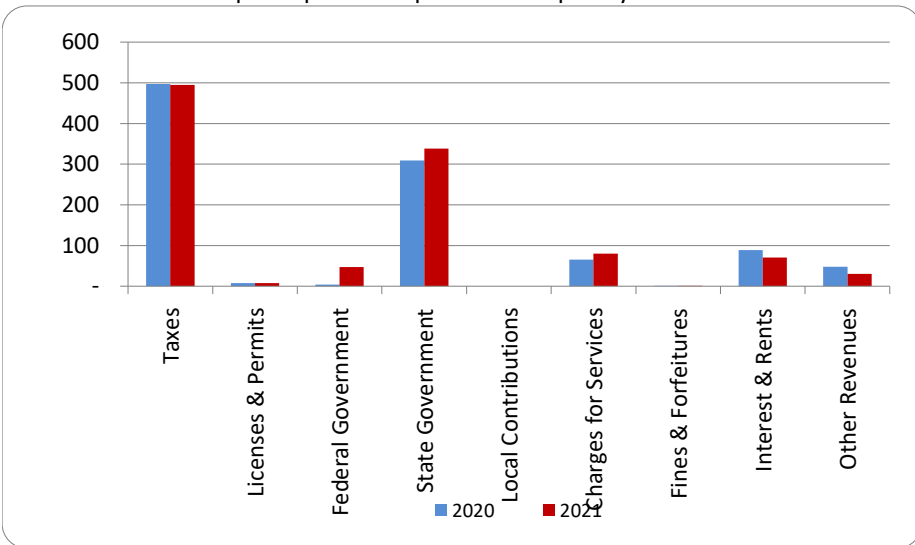
1. Where our money comes from (all governmental funds)



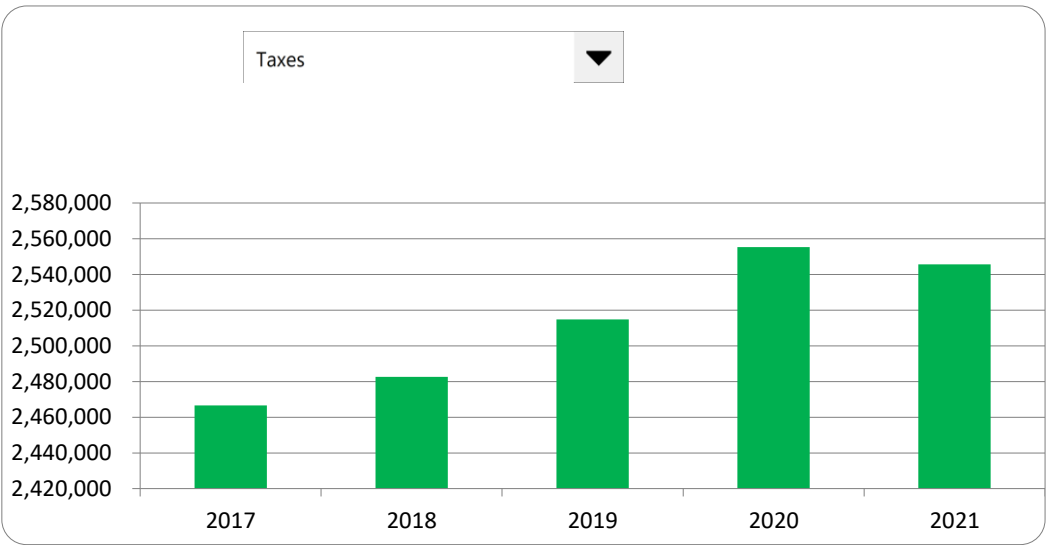
2. Compared to the prior year

	<u>2020</u>	<u>2021</u>	<u>% change</u>
Taxes	\$ 2,555,205	\$ 2,545,680	-0.37%
Licenses & Permits	37,802	37,540	-0.69%
Federal Government	19,800	243,419	1129.39%
State Government	1,587,581	1,738,482	9.51%
Local Contributions	-	-	N/A
Charges for Services	334,738	409,697	22.39%
Fines & Forfeitures	4,657	4,400	-5.52%
Interest & Rents	455,789	360,760	-20.85%
Other Revenues	244,006	154,825	-36.55%
Total Revenues	\$ 5,239,578	\$ 5,494,803	4.87%

3. Revenue sources per capita - compared to the prior year



4. Historical trends of individual sources

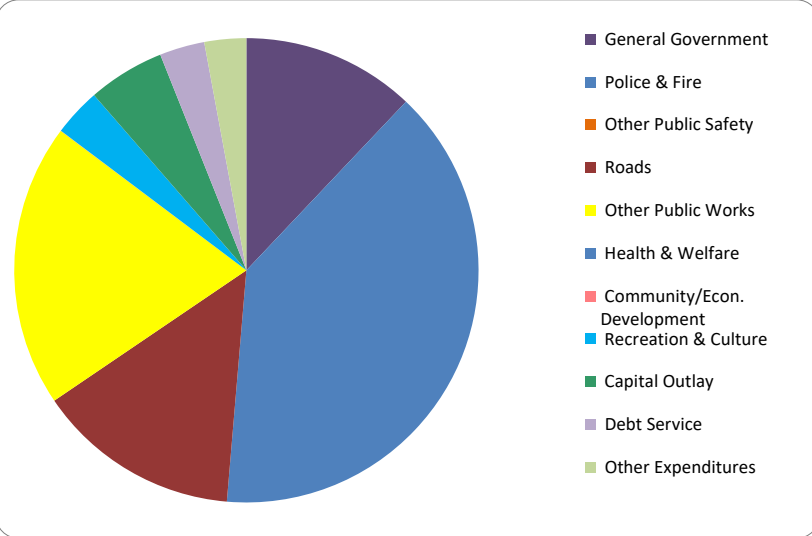


CITIZEN'S GUIDE TO LOCAL UNIT FINANCES - City of Kingsford (22-2020)

EXPENDITURES

1. Where we spend our money (all governmental funds)

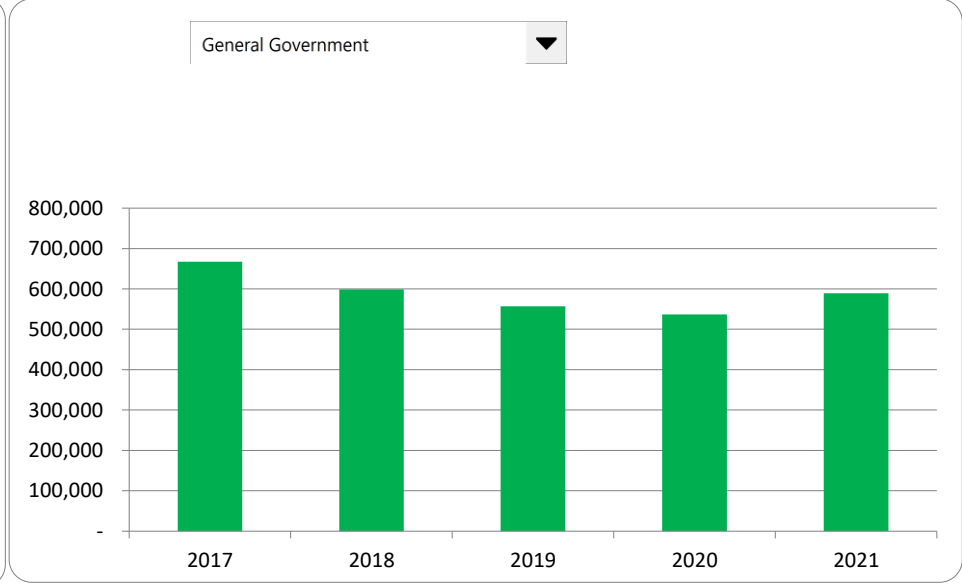
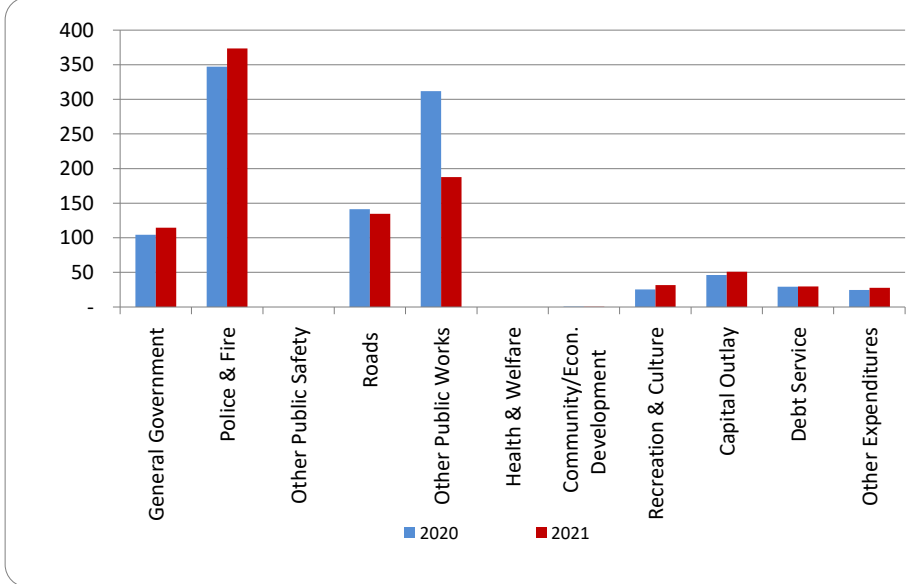
2. Compared to the prior year



	2020	2021	% change
General Government	\$ 536,604	\$ 589,541	9.87%
Police & Fire	1,785,082	1,919,615	7.54%
Other Public Safety	-	-	N/A
Roads	725,859	692,453	-4.60%
Other Public Works	1,602,729	964,610	-39.81%
Health & Welfare	-	-	N/A
Community/Econ. Development	2,431	897	-63.10%
Recreation & Culture	130,314	163,168	25.21%
Capital Outlay	237,627	261,232	9.93%
Debt Service	151,455	153,215	1.16%
Other Expenditures	126,141	142,324	12.83%
Total Expenditures	\$ 5,298,242	\$ 4,887,055	-7.76%

3. Spending per capita - compared to the prior year

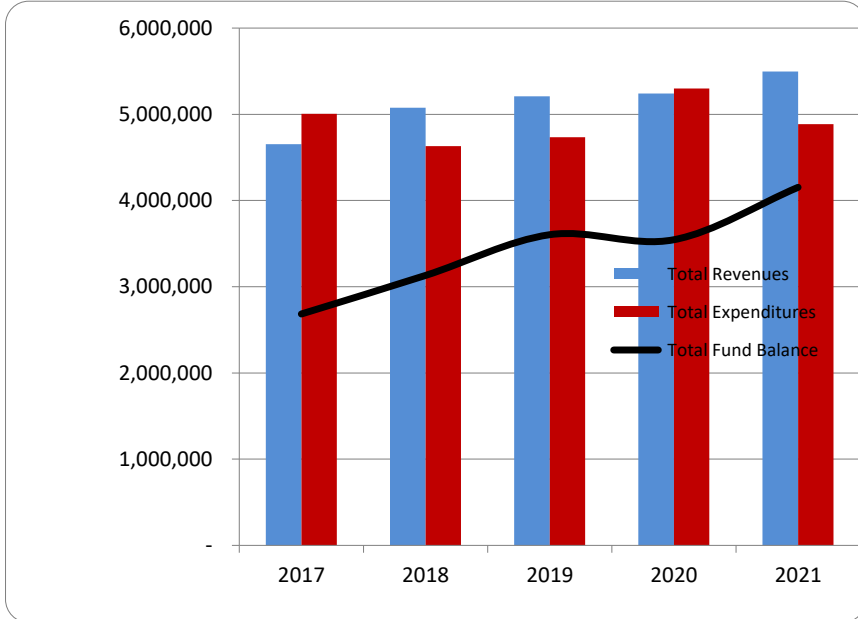
4. Historical trends of individual departments:



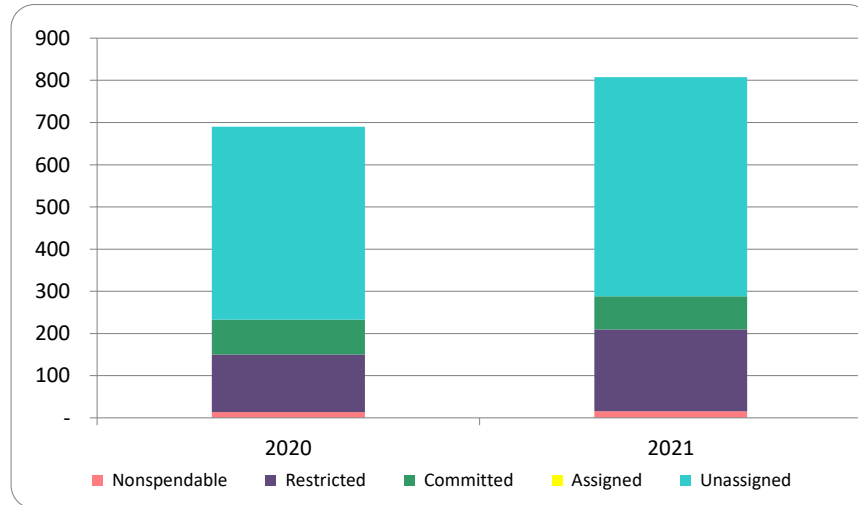
For more information on our unit's finances, contact Michael Stelmaszek at 906-774-3526.

CITIZEN'S GUIDE TO LOCAL UNIT FINANCES - City of Kingsford (22-2020)

1. How have we managed our governmental fund resources (fund balance)?



3. Fund balance per capita - compared to the prior year

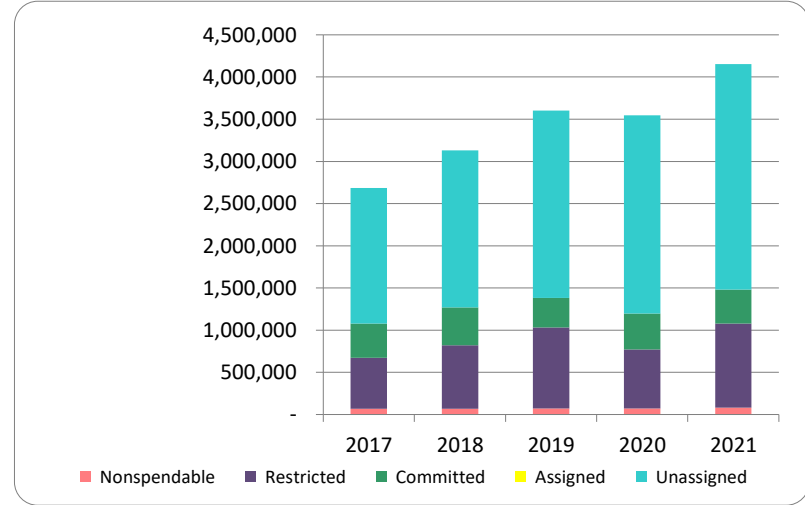


FINANCIAL POSITION

2. Compared to the prior year

	2020	2021	% change
Revenue	5,239,578	5,494,803	4.87%
Expenditures	5,298,242	4,887,055	-7.76%
Surplus (shortfall)	(58,664)	607,748	-1135.97%
Fund balance, by component:			
Nonspendable	70,120	81,122	15.69%
Restricted	701,182	998,400	42.39%
Committed	426,066	401,373	-5.80%
Assigned	-	-	N/A
Unassigned	2,347,597	2,671,818	13.81%
total fund balance	3,544,965	4,152,713	17.14%

4. Historical trends of individual components



Commentary:

For more information on our unit's finances, contact Michael Stelmaszek at 906-774-3526.

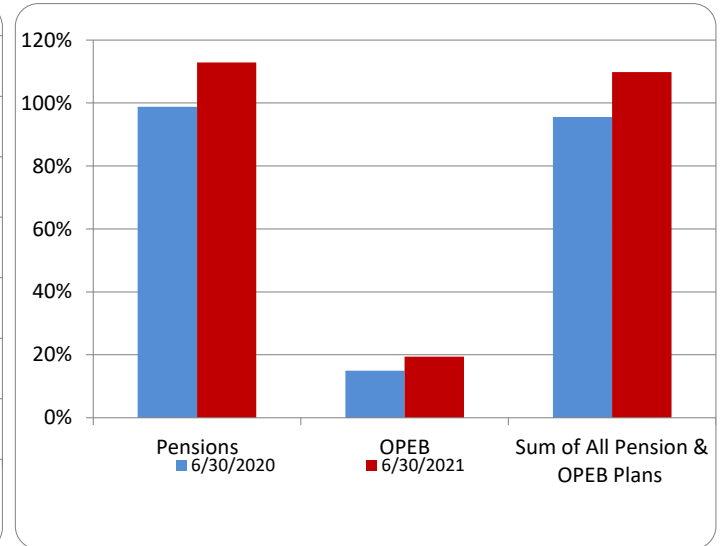
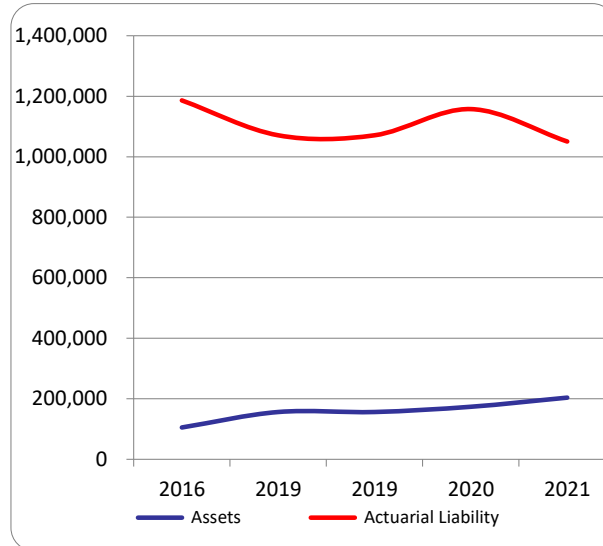
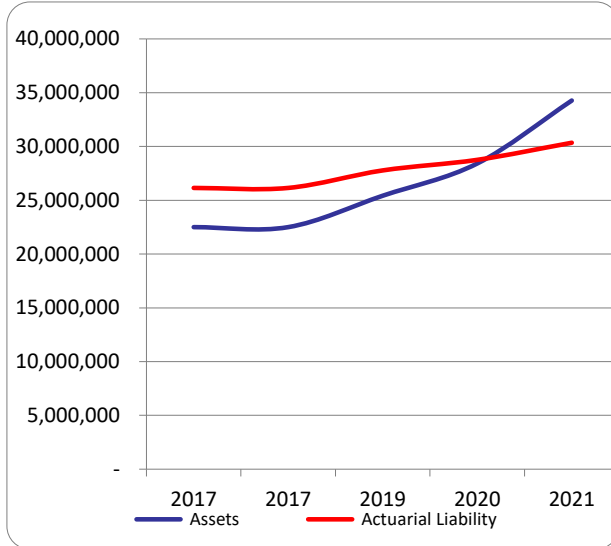
CITIZEN'S GUIDE TO LOCAL UNIT FINANCES - City of Kingsford (22-2020)

OTHER LONG TERM OBLIGATIONS

1. Pension funding status

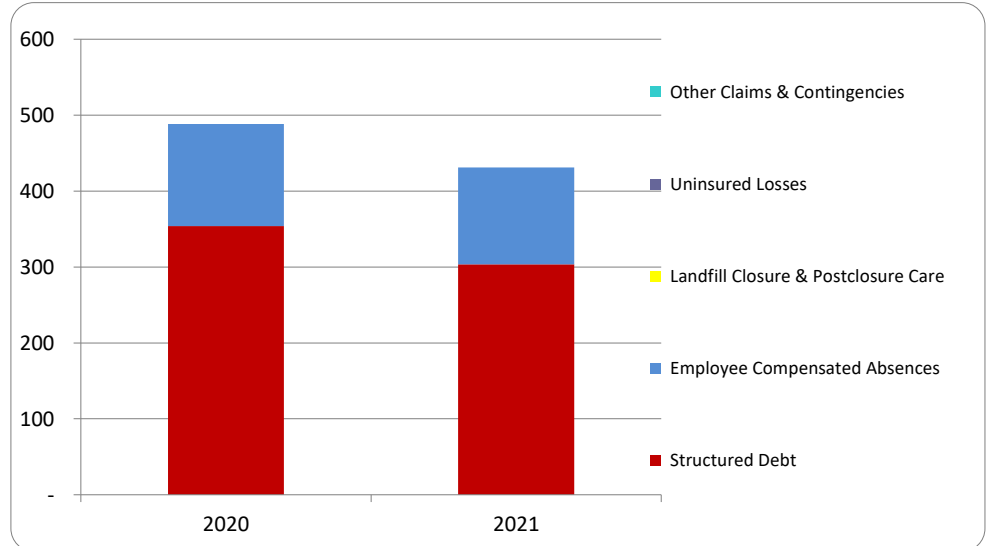
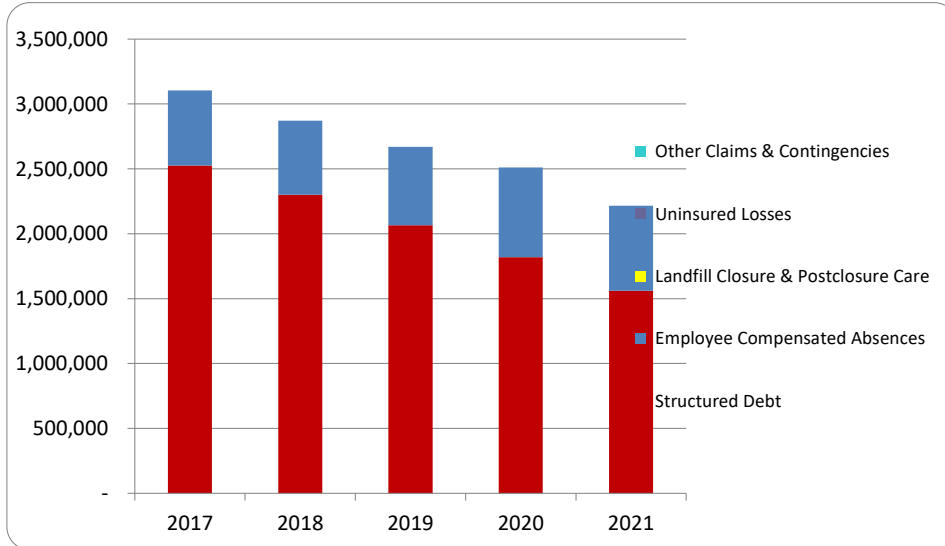
2. Retiree Health care funding status

3. Percent funded - compared to the prior year



4. Long Term Debt obligations:

5. Debt & other long term obligations per capita - compared to the prior year



Commentary:

For more information on our unit's finances, contact Michael Stelmaszek at 906-774-3526.